

# STRONGEx1 G2

Zone 1, 21

Extreme robustness and resistance against impacts and chemical agents

II 2G Ex eb mb IIC T4 Gb


II 2D Ex tb IIC T85°C Db

ATEX certificate No: INERIS 22ATEX0035X

IECEX certificate No: IECEx INE 22.0059X



Ex nickel brass cable gland not included



5 YEARS warranty



## Benefits

- Gas tight luminaire, suitable for outdoor applications.
- High resistance PMMA profile, suitable for refineries close to the sea with salty environments.
- Integrated emergency kit with up to 3 hours autonomy.
- Wide temperature range to allow its installation in plants all over the world.

## Characteristics

IP 66/69K   IK 10   Frequency 50/60Hz   Rated voltage 220-240V   NON-SELV

### Mechanical characteristics

Profile	High chemical and impacts resistance PMMA with UV protection
End caps	PA66 + fibreglass
Gasket	High-temperature resistant MVQ silicone
Gear tray	White lacquered steel plate + internal aluminum heatsink
Cable entry	Cable gland
Fixing clips	Stainless steel

### Functional characteristics

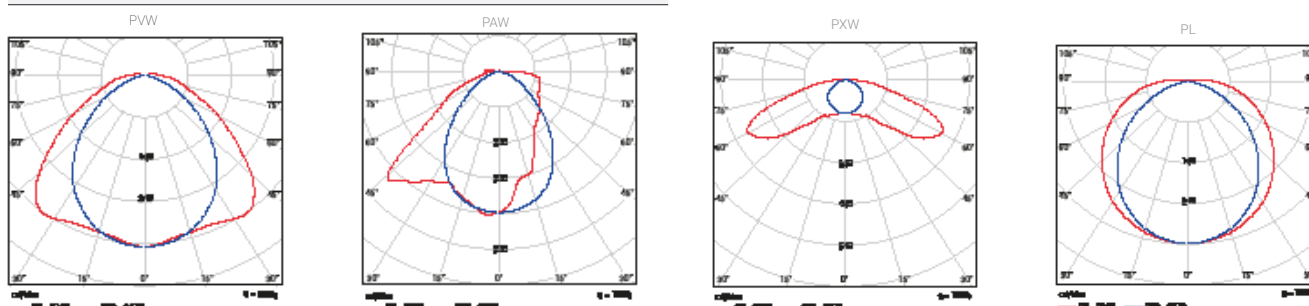
Lifetime	L80 100,000 hours at 35°C
Guarantee	5 years
Fire protection	Flammability (UL94): V2 Glow wire test (EN 60695-2-11): 650°

### Electrical characteristics

Connection	Ex-certified push-wire connectors, up to 8 poles
THD	< 10% full load

### Photometrical characteristics

SDCM	< 3
------	-----



Compliance

RoHS REACH

## STRONGEx1 G2

### Description

FAMILY	LENGTH (mm)	OPTICS	LUMINOUS FLUX (lm)	CRI	LIGHT COLOUR (K)	DRIVER	THROUGH WIRING	EMERGENCY KIT
> S1: STRONGEx1 G2	> 6: 600 > 12: 1200	> PVW	> 56: 5600 > 28: 2800	> 8: >80	> 40: 4000	> ET: non dimmable	> LV: 3x2.5mm2 (for ET versions) / 5x2.5mm2 (for ETDD versions) <sup>1</sup>	> EB3: 3 hours

#### Special options under request

Ask our Sales Team for more details	> PAW > PXW > PL	> 30: 3000 > 50: 5000 > 57: 5700	> ETDD: DALI dimmable	> EB1: 1 hour
-------------------------------------	------------------------	--	-----------------------	---------------

<sup>1</sup> Please refer to assembly instructions manual for maximum current.

### Operational data

Description	Order number	Luminous flux (lm)	Power (W)	Efficiency (lm/W)	Emergency luminous flux (lm)	Colour temperature (K)	CRI	Temperature range <sup>2</sup>
S1 6 PVW 28-840 ET	10269625	2800	18	156	-	4000	80	-35°C - +55°C
S1 6 PVW 28-840 ET LV	10269629	2800	18	156	-	4000	80	-35°C - +45°C
S1 12 PVW 56-840 ET	10269631	5600	35	160	-	4000	80	-35°C - +55°C
S1 12 PVW 56-840 ET LV	10269635	5600	35	160	-	4000	80	-35°C - +50°C
<b>EMERGENCY KIT</b>								
S1 6 PVW 28-840 ET EB3 <sup>3</sup>	10269627	2800	17	165	280	4000	80	-20°C - +35°C
S1 12 PVW 56-840 ET EB3 <sup>3</sup>	10269633	5600	35	160	560	4000	80	-20°C - +35°C

<sup>2</sup> Maximum operating ambient temperature depends on input power and luminaire configuration, please consult assembly instructions manual.


<sup>3</sup> In emergency versions maximum power consumption increases in 4W during battery charging, which is approximately 5% of the time that luminaire is on. The rest of the time power consumption is as indicated.

### Dimensions and logistics


Description	X	Xm	Y	Z					
	mm	mm	mm	mm	L x W x H mm	Pcs./Box	Box	Groupage Pcs./Euro pallet	Double pallet Pcs./Euro pallet
S1 6...	888	725	125	138	1010 x 160 x 140	1	4.5	50	30+30
S1 6... LV	991	725	125	138	1010 x 160 x 140	1	5.1	50	30+30
S1 12...	1451	1287	125	138	1600 x 160 x 140	1	6.5	50	30+30
S1 12... LV	1553	1287	125	138	1600 x 160 x 140	1	6.9	50	30+30

Please check with our Back Office to confirm logistic data

#### STANDARD VERSION



#### THROUGH WIRING VERSION



### Accessories

10225340	ATEX junction box 2 122 x 120 x 90mm
10230425	ATEX junction box 80 x 75 x 75mm
10182336	Nickel brass EX cable gland, M20, 1 unit
10182326	Nickel brass EX cable gland, M25, 1 unit
10235494	Connector bag PNCX
10261301	Fixing clips in stainless steel V4A, 2 units
Please consult	Pole for wall mounting with tilt angle 15° or 45° For 600, 1200 or 1500mm luminaires <sup>5</sup>



<sup>4</sup> Only for indoor installation

<sup>5</sup> Please consult our Sales Team if you require an additional customised pole or mounting accessory