

ZALUX BASE PMMA

Extraordinary chemical resistance with gas tight protection



5 YEARS warranty



Benefits

- Single-part IP69K extruded PMMA profile, appropriate for cleaners with water up to 80°C and 100 bar pressure.
- Gas tight, hermetically sealed against liquid and gas income.
- With 3m external supply cable with resistant outer sheath, connected to the luminaire.
- Easy maintenance for a high durability.

Characteristics



Mechanical characteristics

Profile	Extruded PMMA with UV protection Upper part grey RAL 7035 Bottom part opal
End caps	Acrylonitrile styrene acrylate (ASA)
Gasket	PWIS-free silicone
Gear tray	White lacquered steel plate
Cable entry	Cable gland
Fixing clips	Stainless steel
Suspension triangles	Stainless steel



Electrical characteristics

Connection	3/5 pole push wire terminal block
THD	< 10% full load
Power factor	> 0.95 full load
Flicker factor	< 1%

Functional characteristics

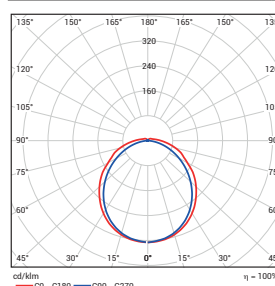
Lifetime	L80B50 70,000 hours
Guarantee	5 years
Fire protection	Flammability (UL94): HB Glow wire test (EN 60595-2-11): 650°

Compliance



Photometrical characteristics

SDCM	< 3
------	-----



ZALUX BASE PMMA

Description

FAMILY	VERSION	LENGTH (mm)	LUMINOUS FLUX (lm)	CRI	LIGHT COLOUR (K)	DRIVER	PROFILE	EXTERNAL CABLE (m)	THROUGH WIRING
> B: ZALUX BASE	> HE 69K: PMMA	> 1.2: 1200 > 1.5: 1500	> 40: 4000 > 60: 6000	> 8: >80	> 40: 4000	> ET: non dimmable > ETDD: DALI	> BPM: PMMA	> 3M: 3	> 3x1.5mm ² > 5x2.5mm ² L1: connected to phase 1

Special options under request

Ask our Sales Team for more details	> 2000 to 8000	> 9: >90	> 30: 3000 > 65: 6500 > 827-865: tunable white	> ETDD CS: Casambi dimmable > ETDD CLO: Constant Lumen Output	> 0.5 to 5	> 3x2.5mm ² > 5x1.5mm ² > 5x2.5mm ²
-------------------------------------	----------------	----------	--	--	------------	--

Operational data

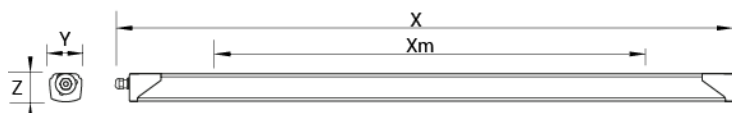
Description	Order number	Luminous flux (lm)	Power (W)	Efficiency (lm/W)	Light colour (K)	CRI
BHE 69K 1.2 40-840 ET BPM 3M	10177469	4000	29	138	4000	> 80
BHE 69K 1.2 40-840 ET BPM 3M 3x1.5	10177470	4000	29	138	4000	> 80
BHE 69K 1.2 40-840 ET BPM 3M 5x2.5 L1 ¹	10177471	4000	29	138	4000	> 80
BHE 69K 1.5 60-840 ET BPM 3M	10177472	6000	44	136	4000	> 80
BHE 69K 1.5 60-840 ET BPM 3M 3x1.5	10177473	6000	44	136	4000	> 80
BHE 69K 1.5 60-840 ET BPM 3M 5x2.5 L1 ¹	10177474	6000	44	136	4000	> 80

¹ Already connected to phase 1.

Dimensions and logistics

Description	X	Xm	Y	Z					
	mm	mm	mm	mm	L x W x H mm	Pcs./Box	Box	Groupage Pcs./Euro pallet	Double pallet Pcs./Euro pallet
BHE 69K 1.2...	1213	800	76	67	1330 x 85 x 75	1	1.9	171	108 + 108
BHE 69K 1.5...	1493	1100	76	67	1610 x 85 x 75	1	2.3	171	108 + 108

Please check with our Back Office to confirm logistic data



Accessories

10103049	Suspension wire 2m hook and fastener, 1 unit ¹
10149442	Theft protection (required for wall mounting), set for 1 luminaire
10207593	ZBWM wall mounting accessory (allows luminaire rotation), 2 pieces set
10256809	Fixing clips in stainless steel 316L, 2 units

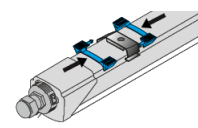
¹ 2 units required per luminaire



10103049



10149442



Theft protection mounting



10207593



10256809